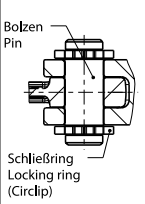
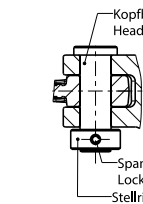
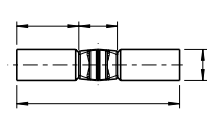
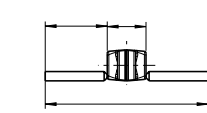

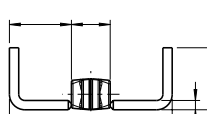
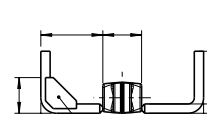
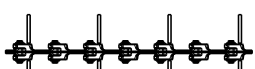
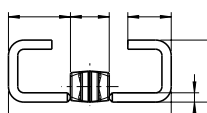
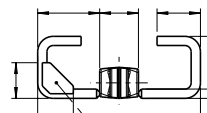

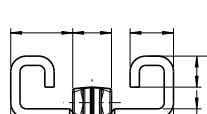
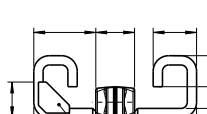

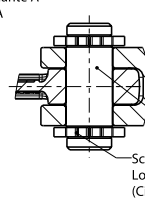
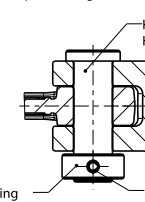
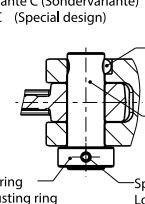
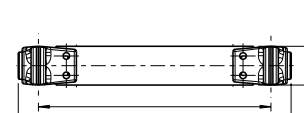
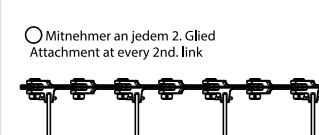
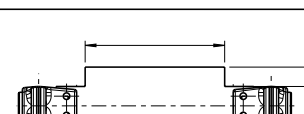
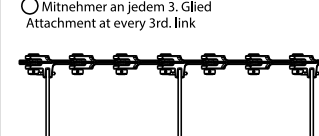
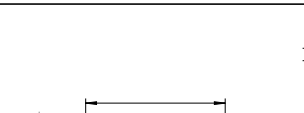
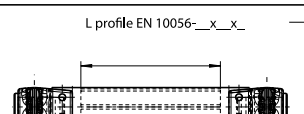


TECHNISCHER FRAGEBOGEN FÜR GABELLASCHEN- KETTEN

Einstrang

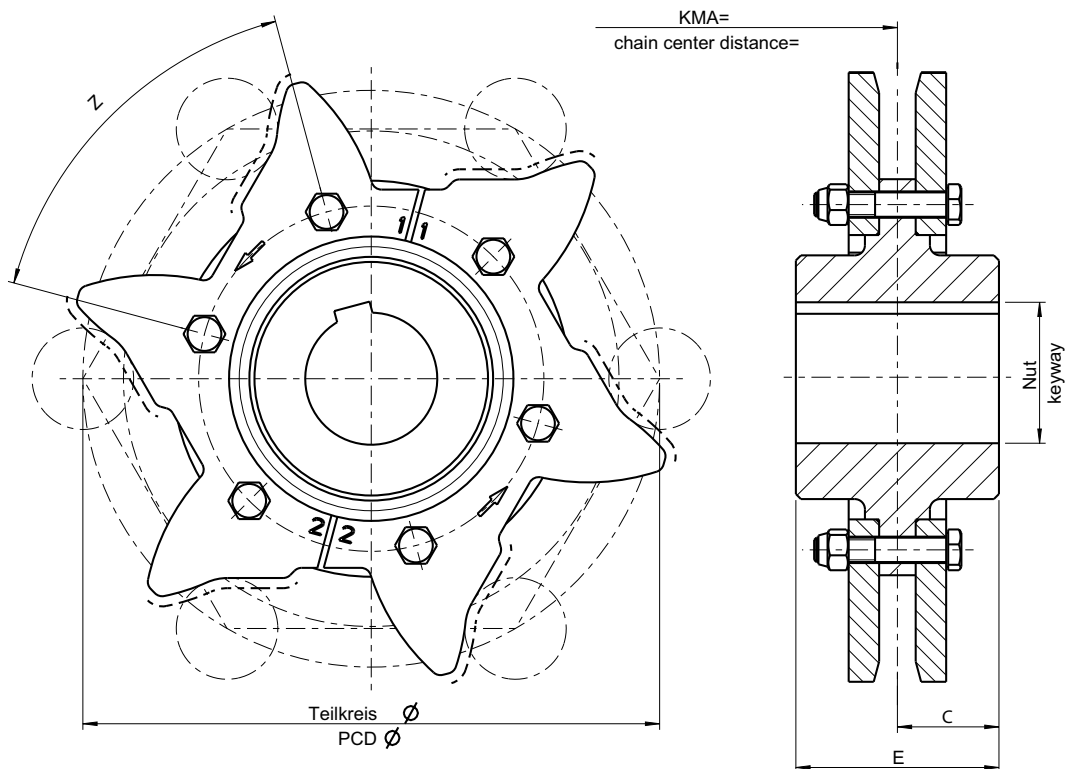
<p>Verschiedene Arten der Verbindung Different types of the connection</p> <p><input type="radio"/> Variante A Type A</p>  <p>Bolzen Pin</p> <p>Schließring Locking ring (Circlip)</p> <p><input type="radio"/> Variante B (Sondervariante) Type B (Special design)</p>  <p>Kopfbolzen Head pin</p> <p>Spannstift Locking pin</p> <p>Stellring Adjusting ring</p>		 <p>○ TYPE BT</p>	 <p>○ TYPE T</p>
<p><input type="radio"/> Mitnehmer an jedem Glied Attachment at every link</p> 	 <p>○ TYPE U</p>	 <p>○ TYPE UB</p>	
<p><input type="radio"/> Mitnehmer an jedem 2. Glied Attachment at every 2nd. link</p> 	 <p>○ TYPE C</p>	 <p>○ TYPE CB</p>	
<p><input type="radio"/> Mitnehmer an jedem 3. Glied Attachment at every 3rd. link</p> 	 <p>○ TYPE O</p>	 <p>○ TYPE OB</p>	
<p><input type="radio"/> Mitnehmer an jedem __ten Glied Attachment at every __ link</p>			

Doppelstrang

<p><input type="radio"/> Mitnehmer an jedem Glied Attachment at every link</p> 	<p>Verschiedene Arten der Verbindung Different types of the connection</p> <p><input type="radio"/> Variante A Type A</p>  <p>Bolzen Pin</p> <p>Schließring Locking ring (Circlip)</p> <p><input type="radio"/> Variante B (Sondervariante) Type B (Special design)</p>  <p>Kopfbolzen Head pin</p> <p>Spannstift Locking pin</p> <p>Stellring Adjusting ring</p> <p><input type="radio"/> Variante C (Sondervariante) Type C (Special design)</p>  <p>Haltestift Fixing pin</p> <p>Bolzen Pin</p> <p>Stellring Adjusting ring</p> <p>Spannstift Locking pin</p>	 <p>○ TYPE H</p>
<p><input type="radio"/> Mitnehmer an jedem 2. Glied Attachment at every 2nd. link</p> 		 <p>○ TYPE HB</p>
<p><input type="radio"/> Mitnehmer an jedem 3. Glied Attachment at every 3rd. link</p> 		 <p>○ TYPE HV</p>
<p><input type="radio"/> Mitnehmer an jedem __ten Glied Attachment at every __ link</p>		<p>L profile EN 10056-__x__x</p>  <p>○ TYPE HW</p>

TEL.: +49(0) 7361 504-1457
 CONVEYOR@RUD.COM
 WWW.RUD-FOERDERSYSTEME.DE

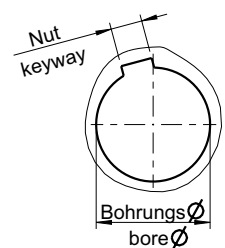
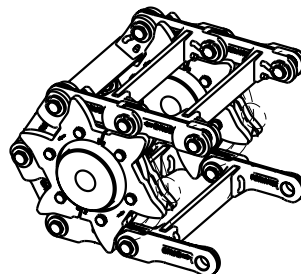
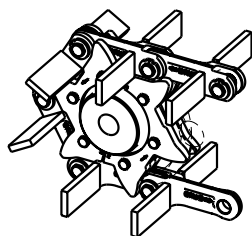
RUD-ANTRIEBSRAD FORKY RUD-DRIVING WHEEL FORKY
 Naben/Bohrungsmasse Hub bore dimensions



FORKA Einstrang/FORKY SINGLE STRAND

FORKA Doppelstrang /FORKY DOUBLE STRAND

Nut/keyway
 DIN 6885 or 6886



Copyright reserved // Schutzvermerk nach DIN ISO 16016 beachten // Achtung: Zeichnung darf nur im CAD-System geändert werden!

Zahnkettenrad Sprocket wheel	Zähnezahl no. of teeth	Teilkreisdurchmesser PCD Ø	Kette chain	Bohrungs Ø bore Ø	Nabellänge E Dimension E	Teillänge C Dimension C	Nut DIN 6885 Keyway DIN 6885	Nut DIN 6886 von innen nach aussen	Keyway DIN 6886 from outside to inside	Stellschraube adjusting screw
Angebots-Nummer: Auftrags-Nummer: offer number: order-number:		Freigabe - Bestätigung des Kunden: release-customer-confirmation:			Datum: Unterschrift: date: signature:		erstellt: 12.04.13/JJU geprüft:		FORKY RÄDER/FORKY WHEELS NABEN BOHRUNGSMASSE/HUB BORE DIMENSIONS RUD-CRATOS	
									001-F80888-P23	